

Murray Darling Association Inc.

admin@mda.asn.au
 www.mda.asn.au
 T (03) 5480 3805
 ABN: 64 636 490 493

463 High Street
 P.O. Box 1268
 Echuca, Vic 3564

Region 7 Ordinary Meeting No 109 MINUTES

1. WELCOME

Meeting commenced at 6:55pm following the closure of the Annual General Meeting

2. ATTENDANCE

2.1 Present:

Cr Andrew Tilley	Chair, City of Mitcham
Mrs Jamie Barrett	Secretary, City of Mitcham
Cr Shirley Halls	City of Playford
Mr Liam Goodrich	Guest of City of Playford
Cr Stephen Coppins	City of Playford
Ms Pauline Frost	Life Member
Mayor Heather Holmes-Ross	City of Mitcham
Tariq Laattoe	Water Technology Pty Ltd
Cr Kym McKay	City of West Torrens
Ms Patricia Bozin	Guest of City of Mitcham
Mr Peter Shepherd	Former Executive Director, Weathered Howe / Hyder Consulting
Cr John Kennedy	City of Campbelltown
Mr Ray Najar	Individual Member
Cr Therese Bonomi	City of Campbelltown
Cr Johanna McLuskey	City of Campbelltown
Cr Olivia Savvas	City of Tea Tree Gully
Mr Gary Goland	Individual Member
Cr Geoff Eaton	City of Onkaparinga
Cr Robin Coleman	City of Tea Tree Gully
Mr Mark Konecy	Manager Civil & Water Operations, City of Tea Tree Gully
V Veliskou	Visitor from City of Marion
Mr Denis Davey	Visitor from City of Playford
Cr Darren Kruse	City of Mitcham
Mr Thornton Harfield	General Manager Strategic Projects & Assets, City of Playford

2.2 Apologies:

Mayor Erin Thompson	City of Onkaparinga
Mr Peter Bice	Director Infrastructure and Operations Adelaide Hills Council
Mayor Elizabeth Fricker	Town of Walkerville
Cr Jessica Lintvelt	City of Tea Tree Gully

3. CHAIRMAN'S OPENING AND WELCOME TO NEW MEMBERS

Was covered in the AGM

4. DECLARATION OF INTERESTS

There were no Declarations of Interest declared

5. MINUTES

MOVED Cr Shirley Halls

That the Minutes of Meeting No 108 of Adelaide Metro Region 7 held on Thursday 28 February 2019 be confirmed

SECONDED Cr John Kennedy

CARRIED

6. MURRAY DARLING ASSOCIATION BOARD MINUTES

Minutes of the Ordinary Meeting of the Board Meeting No 384 held on 25 March 2019 can be viewed by clicking on the following link.

[Minutes of the Ordinary Meetings of the MDA Board](#)

7. REPORTS

Ms Emma Bradbury, CEO, MDA spoke to her March and April CEO Reports and also welcomed Cr Andrew Tilley to the position of Chair for Region 7, she is happy with the representation and dedication that is showing for Region 7.

Cr Andrew Tilley addressed the room and discussed a meeting he had with the Hon. David Spiers, Minister for Environment and Water, he is very supportive of the MDA and Cr Andrew Tilley hopes to make a regular meeting before each scheduled meeting of the region moving forward.

8. GUEST SPEAKER

Dr Tariq Laattoe BSc (hons) PhD

Hydrogeologist and Groundwater Modeller at Water Tehnology Pty Ltd

Murray Water Basin Salinity in SA: Past to Present :- A discussion of the origin of the salt, its impacts and how we have managed it.

At the conclusion of Dr Laattoe's presentation, he took questions from the floor

At 8:02pm Cr Darren Kruse asked to take the floor to acknowledge the passing of Bob Hawke, and spoke to the instrumental actions Bob had taken towards environmental issues and the Murray Darling Basin Authority – this is reflected in his achievements:

1982 – 1983

Pledged to stop the Gordon-below-Franklin Dam project if elected

1983 – 1991

Prime Minister of Australia

1985

John Bannon, Premier of South Australia & Bob Hawke worked towards better cooperation

1987

Murray Darling Basin Commission established

1989

First interstate Environmental Agreement – to manage salinity etc.

1989

Created Landcare Australia Organisation

1993

Murray Darling Basin Act introduced

9. GUEST SPEAKER

Mr Ray Najar

Former CEO and General Manager of Murray Darling Association 2003-2014

Presentation outlining some key issues of importance out of the many that the Murray Darling Basin and its residents are facing. Some of these issues included Southern Lagoon water source, the declining width of the Murray Mouth, fish kills and the Basin Salinity Management Strategy.

Presentation included a short video from the BoM website:

https://www.youtube.com/watch?list=PLbKuJrA7Vp7naJL31deES8QAV5E0q6U_H&v=grFRUXPY8LI

Powerpoint presentation has been emailed out with a copy of the minutes.

10. CORRESPONDENCE RECEIVED (refer to agenda for copies)

- 10.1 Email dated 27 March 2019 – South East Flows Restoration Project – Natural Resources South East
- 10.2 Email dated 26 March 2019 – Carp Virus
- 10.3 Email dated 4 April 2019 – Murray Darling Association: Basin Communities Leadership Program
- 10.4 Email dated 29 March 2019 – MDA’s response to Federal Labor’s announcement on the Murray Darling Basin Plan
- 10.5 Email dated 18 March 2019 – ABC News: Dams are empty and NSW is drowning in dust
- 10.6 Email dated 21 April 2019 – Goyder Institute recommends key actions to secure the future of the Coorong’s South Lagoon
- 10.7 Email dated 3 April 2019 – MDA Media Release – Reaction to Budget 2019
- 10.8 Email dated 21 April 2019 – Coorong Summit Summary Report
- 10.9 Email dated 21 April 2019 – Science advice from the Goyder Institute
- 10.10 Email dated 6 May 2019 – Water Buybacks: The Sunday Project

11. GENERAL BUSINESS

- 11.1 Refresh, Update and Induction for Members of Region 7 Delegates
For your information, below are links to useful reference documents to understand the MDA and role of Region 7:

[MDA Induction and Resource Kit](#)

[Murray Darling Association Strategic Plan 2016 - 2019](#)

[Murray Darling Association Constitution](#)

[Murray Darling Association Fact Sheet 2015](#)

[Murray Darling Association Regional Leadership FAQs](#)

[Murray Darling Association AGM Resolutions 2018](#)

- 11.2 New committee – it was requested that the contact details for the newly elected committee be added to the minutes.

Position	Name	Council	Email
Chair of Region 7	Cr Andrew Tilley	City of Mitcham	atilly@mitchamcouncil.sa.gov.au
Regional Executive Officer	Cr Robin Coleman	City of Tea Tree Gully	robin.coleman@cttg.sa.gov.au
Regional Executive Officer	Cr John Kennedy	Campbelltown City Council	cr.kennedy@campbelltown.sa.gov.au
Regional Executive	Cr Kym McKay	West Torrens City	kmckay@wtcc.sa.gov.au

Officer		Council	
Regional Executive Officer	Cr Shirley Halls	City of Playford	crshalls@playford.sa.gov.au
Regional Executive Officer	Cr Geoff Eaton	City of Onkaparinga	Geoff.Eaton@onkaparinga.sa.gov.au

11.3 Press Contact

Mr Ray Najar has recommended a press contact that he uses – Paula Thompson (paula.thompson@news.com.au). He feels that good publicity should be an ongoing goal of the committee moving forward.

11.4 Cr John Kennedy would like to develop a working relationship with the LGA (Local Government Association) to help progress and promote issues within the Local Government community of South Australia. The Chair Cr Andrew Tilley approved this approach.

11.5 Mrs Pauline Frost raised the position of a motion to be put at the NGA (National General Assembly) – there will not be a general MDA Region 7 meeting before the deadline so proposed that the Executive Committee hold a meeting to determine a motion for this.

12. **NEXT MEETING**

The next meeting of the MDA Region 7 will be held on Thursday 22 August 2019 at the City of Campbelltown, commencing at 6.30 pm.

14. **CLOSE 8:53pm**

The Murray Darling Association acknowledges and thanks the City of Playford for its support in hosting this meeting of Region 7.

Presentation to Region 7

May 16th 2019

Prepared by Ray Najjar

Acknowledgements are made to the MDBA, NWC, DEW, ABS, BOM,
Aboriginal Lands Trust – Mr. John Chester & The E&WS Lake Albert Study 82/62 -1983

for the use of some of the material in this presentation.

Catchments in the Murray Darling Basin

Northern
Connected Basin
Has
10 catchments
8 of which
Provide
20% on average
To the entire
Basin Runoff.



The Lachlan
Catchment
Does rarely
contribute

Southern
Connected Basin
Has
12 catchments
9 of which
Provide
80% on average
To the entire
Basin runoff

Water in storages

As at 17 Apr 2019

The information on water in storage in the Murray–Darling Basin is updated fortnightly.

Whole of Basin total

29%
(6,482 of 22,746 GL)

Northern Basin total

11%
(558 of 5,198 GL)

Border rivers catchment

9%
(58 of 635 GL)

Table 4: Reduction in flow responses to rainfall for two dry periods

Location	Drought prior to 1945	Drought post 2000	Changes between two droughts
Namoi at North Cuerindi	34%	55%	21%
Barwon River at Bourke	47%	77%	30%
Difference between the sites	13%	22%	9%

*The Northern Storages**

mainly set up purely for Regional Development

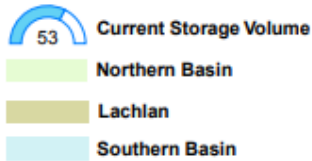
Beadmore	Qld	101 gigs
Leslie	Qld	108 gigs
Glenlyon	Qld	253 gigs
Pindari	NSW	312 gigs
Copeton	NSW	1,364 gigs
Split Rock	NSW	397 gigs
Keepit	NSW	423 gigs
Burrendong	NSW	1,678 gigs
<u>Windamere</u>	<u>NSW</u>	<u>368 gigs</u>
<u>Totals</u>		<u>5,004 gigs</u>

** Tributaries of the Darling River only.*

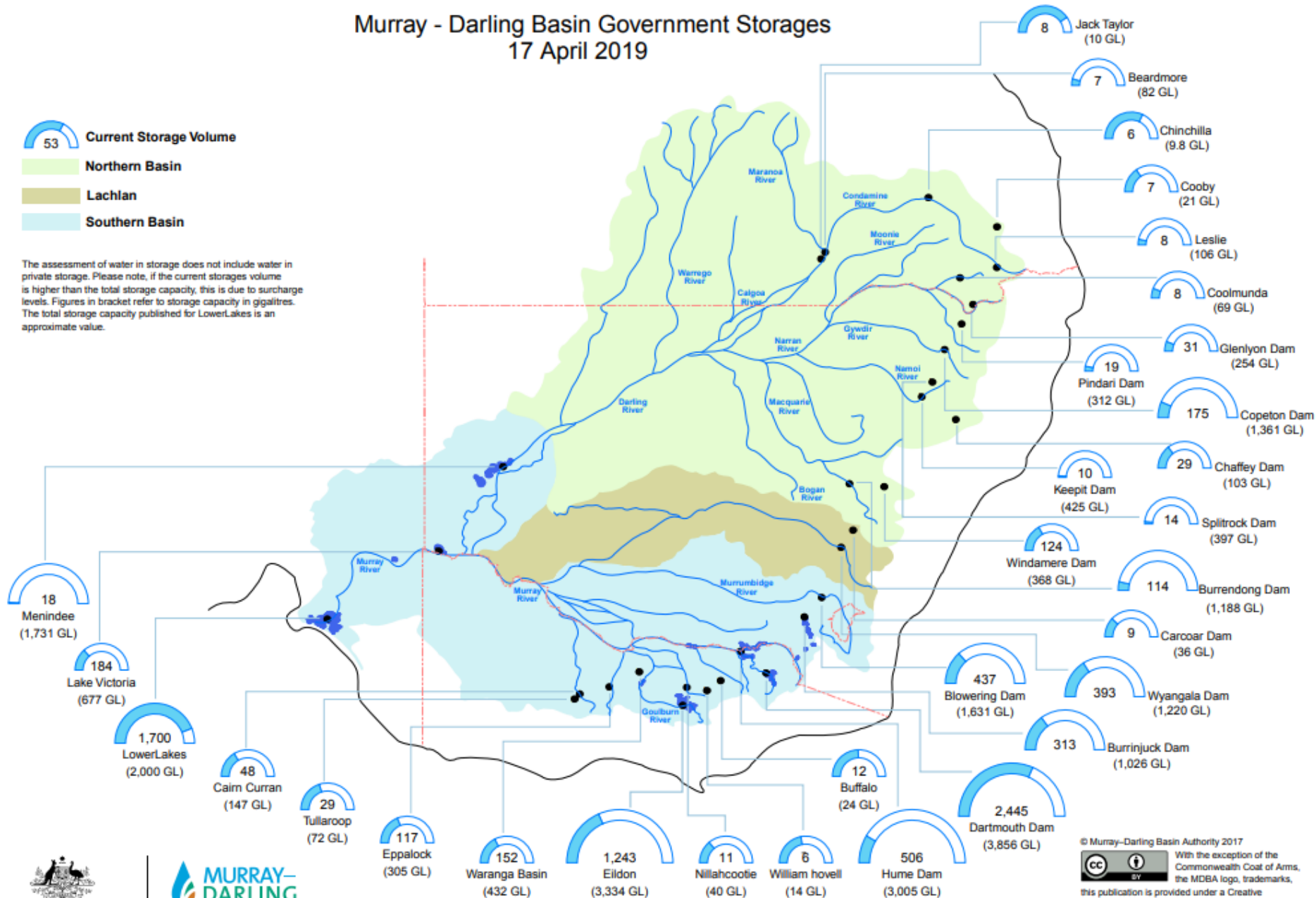
*Not including many smaller public and larger private storages,
nor the Menindee Lakes, and not controlled by the MDBC.*

Presentation to Region 7

Murray - Darling Basin Government Storages 17 April 2019



The assessment of water in storage does not include water in private storage. Please note, if the current storages volume is higher than the total storage capacity, this is due to surcharge levels. Figures in bracket refer to storage capacity in gigalitres. The total storage capacity published for LowerLakes is an approximate value.



*The Southern Storages**

Note that MDBC storages = 9,300 gigs. The Snowy Mountains Scheme does provide some insurance against the effect of drought. Lake Eildon was primarily for Goulburn Valley.

Dartmouth	Vic	3,906 gigs
Hume	NSW/Vic	3,038 gigs
Lake Victoria	NSW	680 gigs
Burrinjuck	NSW	1,026 gigs
Blowering	NSW	1,631 gigs
Eildon	Vic	3,390 gigs
Lake Eucumbene	NSW	1,875 gigs
Snow-Murray(pt)	NSW	828 gigs
Other(Tumut/Toma)	NSW	3,500 gigs
<u>Totals</u>		<u>19,874 gigs</u>

** Tributaries of the Murray River, west of the Hume are not included.*

Many smaller public and private storages. Menindee Lakes (1,916gigs) on the Darling above 640 gigs is additional to SA when available.

Current situation

Trends in South Australia:-

Planned population growth to 2 million by 2050

A growing city demands a growing water supply and we have a 100gl desalination plant to provide almost 50% of those needs.

With the current advent of higher CO₂ emissions we are seeing the effects of Climate change.

The gradual changes to the Ecological cycle is evident in the declining numbers of birds that visit the Coorong and its immediate environment.

The increase in Lake Albert's Salinity will push Agricultural activity into a gradual decline and result in an accelerated increase of land salinisation.

The size (width and depth) of the Murray Mouth has gradually reduced from 500m to less than 100m's

Many species of native fish are in decline in the Coorong



The history of the Murray Mouth and the Coorong

Prior to White Settlement:-

The Indigenous people, the Ngarrindjeri people, fished, canoed and waded across these areas unimpeded.

The only Environmental threats were floods, droughts and storms.

The Coorong flourished because, the balance of the South East inflows and the tidal movements through a 300 - 500 metre wide, 6 to 8 metre deep, river mouth to the sea, provided all the right ingredients for fish to breed and migrate, and the migratory flocks of birds fed well on crustaceans and water plant food.


When droughts were present the tidal movement was felt at Wellington as even Captain Charles Sturt recorded a daily rise there, while camped. He did this, to see if the depth would have been sufficient for large vessels, even a port inland from the sea, which of course at that time he recorded it was not.

*Connecting Channel from Lake Menindee into Lake Cowandilla
Planned Control structure 1950's was never built !*



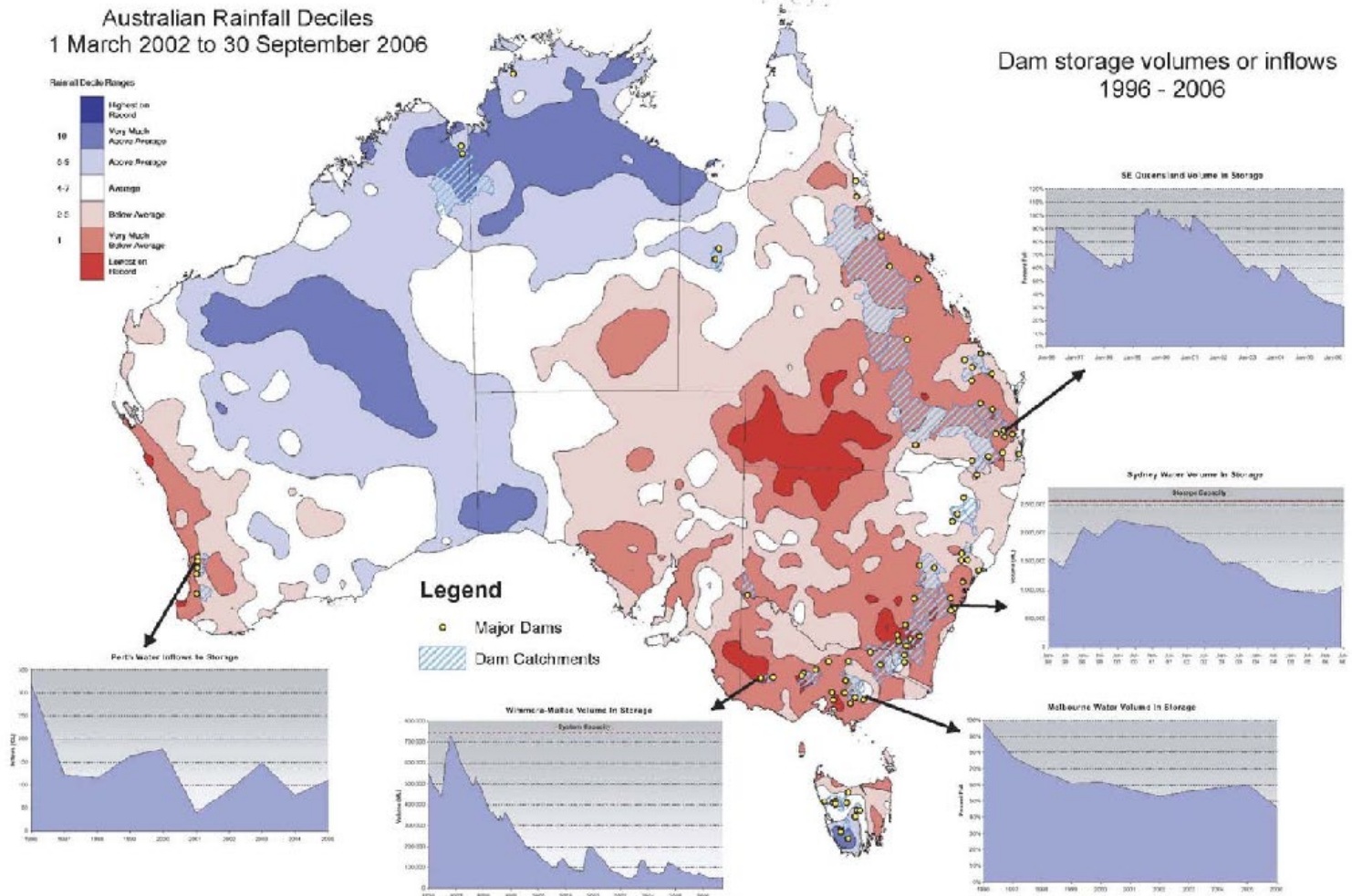
Irrigators grow Australia's food and fibre

% of Australian production (by value) from irrigation (ABS 'gross value of irrigated agricultural production' 2016-17)



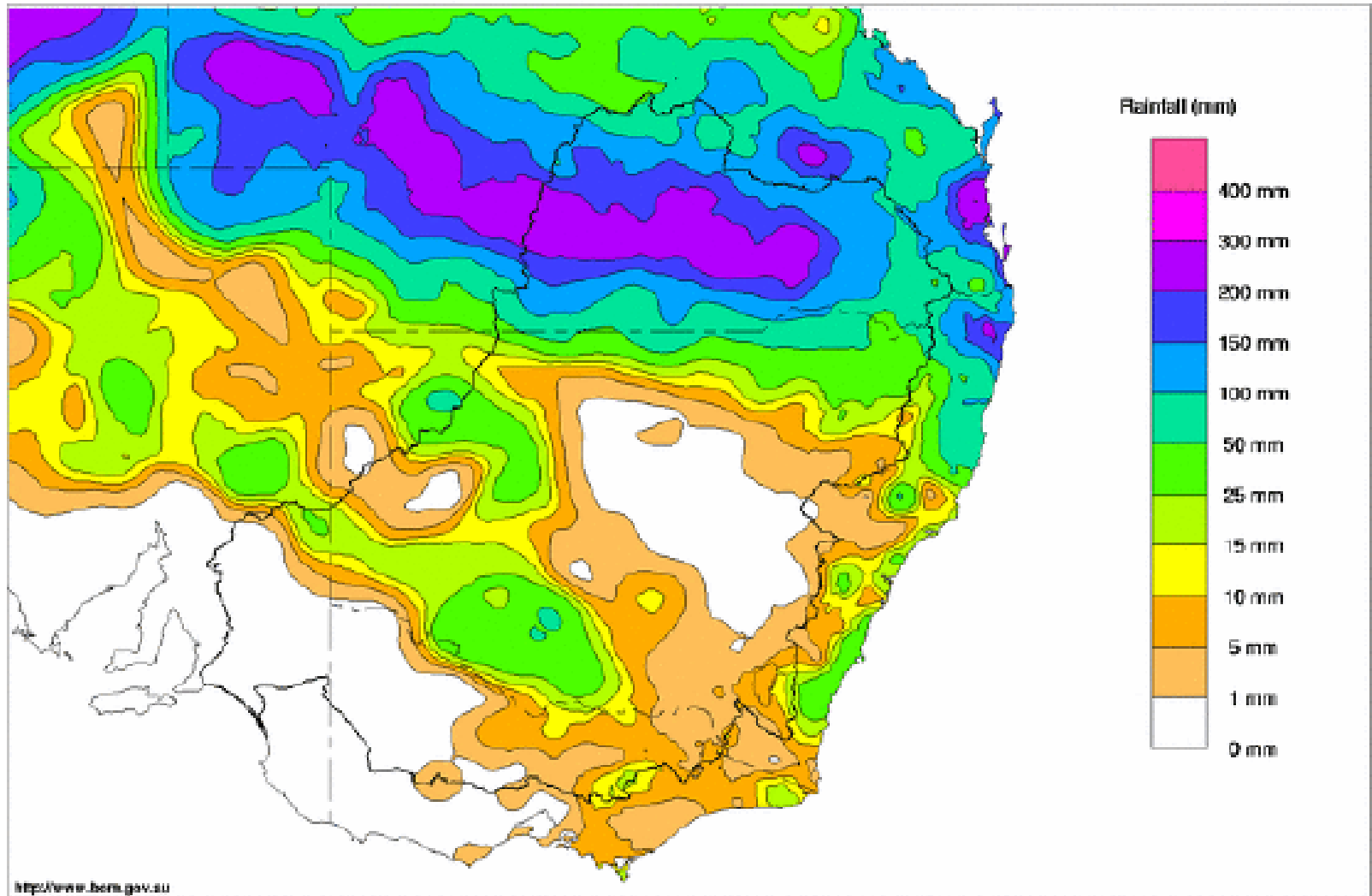
Thank You

Rainfall patterns in Australia and declines in dam storage 1996-2006




Thank You

Murray Darling Rainfall Totals (mm) Week Ending 3rd March 2010
Product of the National Climate Centre



A dry Lower Darling pictured in 2016. Photo Nerida Healy.



Thank you

any

Questions

Burrendong
outfall 2012
on the Macquarie
above Dubbo





